



May 2010

PO Box 601, Chandler, Arizona 85244  
[www.chandlerrodandgunclub.com](http://www.chandlerrodandgunclub.com)

The mission of the Chandler Rod and Gun Club is to preserve the heritage of hunting and fishing through its volunteer efforts with family, youth and individual activities by providing opportunities that encourage the proud tradition of hunting, fishing, and their associated activities. Educational opportunities promoting safe and responsible use of wildlife and our natural resources by teaching wilderness skills, resource G

### IMPORTANT DATES

**Payson Wildlife Fair and Fishing Fest – May 8th**  
**Annual Membership Meeting – May 12th**

### PARTICIPATION PAYS

David Hoyle

In an effort to reward participation in club activities and events, the new Board of Directors has come up with a program to incentivize participation in club events.

Here are the program details:

**Sign up to work at any club event where volunteers are needed: Receive 1 token.**

We will announce in club communications when we need volunteers and will provide an email and/or phone number to RSVP to. In some cases there will only be limited number slots available, so sign up quickly and get those tokens!

During the April 2011 annual meeting all members in attendance, that have accumulated tokens, will redeem their tokens for raffle tickets (1 token = 1 raffle ticket). At some point during the meeting, we will have a special raffle for Participation Pays participants.

The major prizes will be:

- Grand Prize: \$350.00 Sportsman's Warehouse gift card
- Runner-up prize: 22 caliber rifle

There will also be a prize for the member with the most tokens! In the event of a tie, we will have a special drawing for maximum token members.

To participate in this program you must be a paid CRG member. If you have a family membership, this is open to all immediate family members, IE: Husband Wife, Son and/or Daughter. You must attend the annual meeting in April to redeem your tokens and be entered into the raffle.

Let the collecting begin!

### WELCOME NEW BOARD

I would like to welcome our new board to the Chandler Rod and Gun Club. They are as follows:

- President – David Hoyle
- Vice President – Levi Krecklow
- Secretary – Jim Lancaster
- Treasurer – Randy Krecklow
- Membership Director – Todd Krecklow

The annual membership meeting was held April 12<sup>th</sup> at the Desert Breeze Park in Chandler. Even though we didn't have a great turn out, there was still plenty of food and a good time by all.

A great thanks to the outgoing board from last year and especially to Mary Hurst, President.

Hope you all will give your support and assistance to the new board by continuing your membership and the concept of the club which is conversation, ethics, restoration, and education with the continuation of family oriented functions.

### MAY MEETING

Be sure to attend the general meeting on Wednesday, May 12<sup>th</sup> at the Chandler Community Center. James "Bluegill" Brown will be the feature speaker on Bluegill fishing in preparation of the bonanza. Hope to see you there.

# ANNUAL BLUEGILL BONANZA AND FISH FRY, JUNE 5<sup>TH</sup>

Terry Biagi

Preliminary reports indicate that Bluegill populations at **Canyon Lake** have faired well over the winter and are bigger and fatter than last year! The big ones bite early so let's meet and get started between 6:00 and 7:00 AM at the **Boulder Recreational area**. Driving in on Highway 88, you cross the first bridge over **Canyon Lake** and look for the next right turn. This is the **Boulder Recreation area** where we will have one of the picnic ramadas set up with refreshments and a CR&G Club sign. Check-in at the table for info and free hand outs. This area will also be used as the official weigh-in and fillet processing station. There is good fishing on the large docks and along the shoreline in this area. This a free fishing day (no license required) so bring the whole family. You will need a Tonto pass to park at the Boulder Recreational Area, but in case you forget, we will have some extra passes available that morning.



James "Bluegill" Brown

There is more to catching big Bluegill than you might think. Fortunately, the CR&G Club has an expert in this area and he is willing to teach us all his secrets. **The May 12<sup>th</sup> CR&G Club meeting will feature fishing guru James "Bluegill" Brown as host and speaker.** We hope that everyone can make it to this meeting but just incase you can't, James wanted to pass on a few basics for our newer members: Bring an light or ultra light rod with 4 to 6 pound test, some 10 or 12 size loose hooks, a few stick or pencil bobbers, and meal worms. Buy your meal worms early as they can be hard to find at times, and put a piece of carrot in the container. Remember to take an ice chest or basket to put your catch in.

Bring your catch back to the ramada by noon or sooner to have your largest fish marked and weighed in by the CR&G Club official judges. There will be prizes given out that evening for the biggest Bluegills in two age categories. We need volunteers to help fillet, wash, and bag our catch for the fish fry and festivities later in the evening.

Whether you have been fishing or not, everyone is invited to the Biagi's house for a grand fish fry and pool party. Have fun playing horseshoes, ping pong, or dive

in for a game of water volleyball. Bring a hearty appetite to fully enjoy a delicious meal of golden fried Bluegill and all the fixings. If you have a favorite side dish you would like to share, I'm sure we would all enjoy it. After dinner, don't miss the raffle and awards ceremony for the biggest Bluegills.

Please arrive at Terry's house between 5:00 and 6:00 PM at 700 N. Dobson Road, House #42 in Chandler (just 2 blocks south of Ray Road). If you would like detailed directions or have questions, call Terry on his cell 602-909-6743. See **Page 8** for a map to my house.

## WARNING, WARNING, WARNING

James Brown

Hello everyone. I hope all is well. We are about to start off another warm water species year with hopes of big catfish, bass, crappie, and of course bluegill. I know a lot of people will head out to the big lakes over the summer and that's where this warning comes into play. While pre-fishing for our upcoming bluegill bonanza event, I overheard a guy talking about a warning on consuming fish from Roosevelt and from Pleasant. I called Arizona Game and Fish the next day and had the information confirmed. Bass, catfish, crappie, and buffalo carp should be held to 5 oz. servings ounce a month from these lakes. Pregnant women, young kids, and older adults should not consume fish from these lakes because of high levels of MERCURY. I think for myself and my family we will pass on fishing at these lakes until the levels return to normal. I will give a more detailed explanation on mercury in our lakes at our bluegill bonanza meeting in May. I look forward to seeing everyone at the meeting. See ya then.

## MEMORIAL DAY

Jim Lancaster

Memorial Day, the first three-day weekend of the year, and is the unofficial start to summertime. Many of us will get a paid day off work, which makes the three day weekend even sweeter. We will get together with family and friends for a barbeque, throw back a few cold ones, and float around the pool all day. Some of us might even take in a ball game if the D-Backs are playing, or head out to do a little camping, all because we have an extra day off from work. But, do any of us really take the time to remember why we have a three-day weekend and why we can do all of these fun and relaxing activities?

A little history lesson: Memorial Day was originally called Decoration Day. This day was set aside in remembrance of those that died while in service to our nation. This day was officially proclaimed on 5 May 1868 by General John Logan, national commander of

the Grand Army of the Republic in his General Order No. 11, and was first observed on 30 May 1868 when flowers were placed on the graves of Union and Confederate soldiers at Arlington National Cemetery. The first state to recognize the holiday was New York in 1873. By 1898, the holiday was being recognized by all the northern states. The southern states refused to honor the day and honored their dead on a separate day until World War I. It was around this time that the holiday was changed to recognize those who had died in any war while in service to our nation.

Traditional observance or any observance at all has diminished over the years. Most Americans only view Memorial Day as a three-day weekend. People are not placing flags at the graves of our fallen. Most people no longer remember proper flag etiquette anymore. Many towns and cities are not holding parades anymore. Some people even think that the day is for honoring all the dead and not just those who have fallen while in service to our country.

While doing research for this article, I did come across a few notable exceptions and one of them really stood out. Since the late 1950's on the Thursday before Memorial Day, the 1,200 soldiers of the 3<sup>rd</sup> U.S. Infantry placed small American flags at all of the gravestones at Arlington National Cemetery. I might add that there are more than 260,000 gravestones at Arlington. After the flags have been placed, they patrol the cemetery 24 hours a day during the weekend to ensure that each flag remains standing. Wow!

In December 2000, a resolution was passed called the "National Moment of Remembrance", the resolution calls for all Americans "To voluntarily and informally observe in their own way a Moment of remembrance and respect, pausing from whatever they are doing for a moment of silence or listening to Taps." The resolution asks that this be done at 3:00 pm local time on Memorial Day.

I ask that on this Memorial Day, 2010, all of my fellow CRG members and their families take time to remember what this "3-day weekend" is really about. Take time to honor our fallen warriors, whether it be at 3:00 pm local time with a moment of silence, or with a prayer of thankfulness for their service, or even a simple toast before your meal, whatever you do...honor them, and remember...because of them we are free.


"Freedom and the dignity of the individual have been more available and assured here than in any other place on Earth" – Ronald Reagan

## CRG INVITED TO PAYSON

Randy Krecklow

Keep your calendars open in July for a day trip to Payson. Chandler Rod and Gun has been invited to participate in the inaugural "Shoot for the Rim" 3-D Archery Shoot being held in July.

The Payson Parks, Recreation and Tourism Department, is partnering with the Tonto Rim Sports Club (TRSC) to put on this shoot. The event is aiming for families and the 100+ plus kids who have gone thru the National Archery in the Schools Program (NASP) over the past few years. Mary McMullen, Trials & Outdoors Recreation Coordinator for Payson Parks, is heading this up to offer more archery programs along with TRSC.



CRG and Mary had worked together on an Outdoors program for women in 2008. About six CRG members went to Payson and catered meals for a weekend for eight camping women, we have been looking forward to working together again for a while.

This will take place at the Jim Jones Shooting Range July 17, 2010, and will be an all day event. We are asked to help set up the course and generally help out. CRG board has offered our equipment to TRSC and we will set up both to promote CRG.



We are still working out the logistics but we have been offered camping spaces near the site if some one would like stay the whole weekend or go Friday night.

So mark the calendars now to spend some time in cooler weather for a day. Watch for more specific details to come in the next newsletter. With this early notice, we maybe can plan some ride sharing up and back.

# INCREASE YOUR ODDS FOR THE FALL DRAW

By Johnathan O'Dell  
Wildlife Specialist – AZGFD

Too many times in Arizona we hear “I didn't get drawn again this year.” There are many things you can do in preparation before you submit your application that can help your odds of being drawn and possibly take an animal. Here are a few things you might consider before you put in this year.

## Application Rejection

Many times, people are not drawn and lose all of their bonus points because their application is rejected. A rejection occurs for many reasons. The most common is that the application is not filled out completely. You must ensure that each portion is filled out entirely. Most mistakes involve discrepancies between your Social Security Number and the Department I.D. Number. For some these are the same, but others have chosen for them to be different. In either case, it doesn't hurt to fill them both out even if they are the same. Also be sure to check the correct box for either Nonresident or Resident depending upon your status. Most importantly be absolutely sure you sign your completed application before submitting it.

Another rejection issue that happens quite a bit is incorrect funds. You must have a license in order to be eligible for the draw you're applying for. On the application, there is a section to purchase a license for the draw. Some people forget to add the fee for the correct license when submitting the application. Be sure to include the correct fee for each hunter needing a license in addition to the total permit fees for the application. If you are putting in for multiple species on different applications, the license fee needs to be added to each one and license section filled out every time. You will only be charge once for the license fee then issued a refund for your additional license fees when the draw is processed. This is cumbersome and costly, but it will keep you from being rejected. To make it easier on yourself and everyone else involved, buy your license before you apply. They can be purchased at any department office, major sporting goods retailers, and now online at our website: <http://www.azgfd.gov/eservices/licenses.shtml>

One more rejection issue that comes up is insufficient funds when your check is cashed. It can take several days to weeks from the time you submit your application until your check is cashed. Sometimes you may forget to keep enough available funds in your account to cover your fees. The best way to deal with this is to send in a money order instead of a check. The funds will be guaranteed to be there and out of your account so there will be no worries about how much money is kept in your account.

The best advice I can give you about the application process is to submit your application before the Correction Period Deadline. This is a fail safe for you in case any of the aforementioned issues are wrong with your application. If something is wrong, a Draw Section employee will attempt to call you three times within 24 hours of finding the issue so you can correct the problem and have a valid application in the draw. Sometimes it pays not to procrastinate. *Welcome to Las Vegas*

So you're ready to play the odds to try and get drawn for a hunt in Arizona? Now is the time for you to do your homework to put some of the odds in your favor before you select your hunt choices. You are going to need a few things to get you started: a copy of the Regulations, a copy (hard copy or electronic version) of Hunt Arizona, some paper, and a pencil.

This next bit of advice is geared more towards the hunter who just wants to get drawn and have a good chance at getting an animal. This won't help you score the best Unit to hunt in or get a new Boone & Crocket World Record, but it will help improve your odds of getting in the field and possibly filling your freezer.

Start by looking up the species you want to chase in the Hunt Arizona book. Specifically what you want to look at is the section with the 5-Year Harvest Data. Unless you're an accountant or statistician, don't get overwhelmed by the volume of numbers you see on the page. Start by looking at the column labeled “Draw Odds”. This is the percent of 1<sup>st</sup> Choice applicants who applied for this hunt as their 1<sup>st</sup> choice and were drawn for it. Depending upon the hunt or Unit this can range from less than 1% to 100%. The closer it is to 100%, the better the chances were for getting drawn for this hunt. Highlight all of the hunts with the highest odds that you feel comfortable taking if you apply for it. Since there is up to five years of data for each hunt in each unit, you might be able to see a trend of stable, decreasing, or increasing odds of being drawn. This should play a factor into your selection.

Next, look at the column marked “Hunt Success”. Compare what you've already marked in the “Draw Odds” section to what is in this column. This tells you what percent of the hunters who were drawn and went hunting were able to harvest an animal. Again, the higher the percentage, the better the chances were of taking an animal. You can also see trends here as well, but other factors like weather and fire can play a role here. What you see in this column may also change your opinion of an acceptable rate of getting drawn so play around with it a bit until you have a list of Units with comfortable draw odds and comfortable hunt success percentages.

For me, this now becomes a balancing act. Do I want to have a high chance of getting drawn and a low chance of getting an animal or a lower chance of

getting drawn with a good chance of taking an animal? My first choice always ends up being the best combination of previous hunts with the highest draw odds with the highest hunt success. Trying to find the combination that suits you is a personal choice. You may have other things to consider like timing of the hunt or the distance from your home, but this gives you a way to evaluate what order you can put your choices into. Make sure you properly match up the information in Hunt Arizona with the correct hunts and hunt numbers in the regulations before you fill out your application.

So there you have it, some tip and techniques from an insider. Hopefully some of you will find this information helpful when applying this fall. Good luck and I hope to see you in the field!

## IT'S TIME TO FISH, SPRING IS HERE!

Bob Dickinson

My son finally got to take some vacation time off, so it was to the lake we go! Saturday afternoon we arrived at San Carlos, hoping the crappie bite was still on. We were just drowning minnows for a while, then right before dark I landed a good one. We caught a dozen in the last hour of light. Bobby even caught a crappie on a panther-martin lure. First he thought he had a nice bass on but it turned out to be a fat slab-side. Bringing up the inverter and electric fillet knife was a great idea and with two of us tag teaming at the fillet station it didn't take long before they were on ice.

The next morning, Easter Sunday, we hit it bright and early. We tried several spots but could not find a productive school. After fighting the wind and not fighting enough fish, we headed back to the launch ramp. Is it just me thinking this or is it always windy at San Carlos? We did manage to catch a few bass and two more crappie. After bagging the crappie up, we headed to Globe for dinner. Nothing was open, I had my heart and stomach set on some authentic Mexican food. We settled for Subway, talked about being disappointed and they didn't even have bacon for my sandwich!

We stopped at Kilmer's Country Store before heading to Roosevelt and picked up some more minnows. Crossing Tonto Creek on A-cross road was pretty scary and it was only six to eight inches deep. We did talk to a guy who just crossed in his van so I felt a little better. The first section was 20 yards wide but the second section was about 50 yards wide. Towing a boat without four-wheel drive made me a little nervous but we made it to Indian Point Campground. We launched the boat and went out for the last couple of hours of daylight. The fishing report said they were catching crappie at Bermuda Flat so that's where the

boat was headed. Bobby managed to catch a couple of bass on minnows. One of the bass was over the slot, a fat 18 incher. The other one was in the slot but put up a good fight. The water is so far up you can't find a spot without trees to fish in. We were constantly hanging up and breaking line, but you had to get in the thick stuff to catch the fish



Monday we woke up to a light breeze, which picked up as the morning wore on. After two days of getting blown around, we wanted to find a spot out of the wind. Finding a cove without another boat in it proved to be tough but with persistence and a little luck we found one under a bridge. I hooked about a three pound largemouth back in the brush, but before Bobby could get the net he broke me off. The bass swam right back to the nest it was protecting and would not hit anything again. We put gitzits and worms right in front of the fishes nose and it would not hit. We moved on to the next clump of trees and picked up a few bass. The water was still a little muddy from all the runoff, but in the shallows you could see the bass. They were either sitting on beds or searching for one. We had a good day of fishing and managed to catch about a dozen fish.



Tuesday morning came and still a light breeze. We went over and checked the cove again. The water looked like it was clearing up and you could see some of the bass suspended in the trees in about ten feet of water. Most of the bass in the trees were smaller ones but you could entice them with a minnow or a live worm. You just had to have patience and they would eventually come out and smack the bait. The bigger bass were up in the shallows and it was tough to get to most of them. Bobby wanted to try the rocky areas that were next to the bridges so we started pitching lures into the rocks. He had a live worm on a bobber and cast toward a tree coming out of the rocks. Suddenly there was a splash, the bass was going for his bobber. I told him to leave it sit there. Within seconds his bobber disappears, he leans back and sets the hook. The fight is on! I rush for the net and after a good tussle; we manage to get the fish in the boat. He weighed almost three pounds and was well over the slot. We fished until noon and headed back to the boat ramp. It was time to load up and head home. We had a great time and are already planning the next trip. Can't wait for Willow Springs Lake and the smallmouth there!

**DUTCH OVEN RECIPES**

Jackie Thompson


***BAKED PORK CHOPS***

6 pork chops, center cut, bone in  
1 can (20 oz) sliced peaches  
1/4 cup apricot preserves  
Salt and pepper to taste  
1 bx Stove Top Stuffing (pork)  
1 tbs Dijon mustard  
4 tbs butter, melted  
1 tbs minced onion, dry  
1 1/4 cup hot water

In a 12" Dutch Oven, add stuffing mix (including seasoning packet), butter, hot water and liquid from canned peaches. Stir mix and then spread evenly. Season pork chops with salt and pepper and arrange over top of stuffing mix. In a small bowl, mix together preserves, mustard, and minced onion. Spoon preserve mixture over top of chops and spread to coat. Arrange sliced peaches over the top. Cover oven and bake using 8-10 briquettes under the bottom and 16-18 briquettes on the top, for 60 minutes. Enjoy!

4 lbs ground Elk/Deer  
3 eggs  
2 cups bread crumbs  
1 cup ketchup/bbq sauce  
1 large onion  
1 cup milk  
2 tsp salt  
1/2 tsp pepper

Mix beef, 1/2 cup of ketchup/bbq sauce, and the remaining ingredients thoroughly. Spread into lightly greased Lodge 10" or 12" camp Dutch oven. Stew at 350\* for 60 minutes and then top with the remaining ketchup/bbq sauce (brown sugar, if desired). Bake for 15 minutes. Enjoy!



# **PAYSON WILDLIFE FAIR AND FISHING FEST**


**GREEN VALLEY PARK  
In PAYSON, ARIZONA  
SATURDAY, MAY 8<sup>TH</sup>, 2010  
9:00 AM to 3:00 PM**

Chandler Rod and Gun Club will be having a booth, backyard bass game, prizes, and a lot of fun.

There will be booths from many organizations in addition to fishing clinics, door prizes, games, and archery range, pellet gun range, and live animals. The fair is designed to celebrate and introduce the importance of Arizona's diverse wildlife to the public.

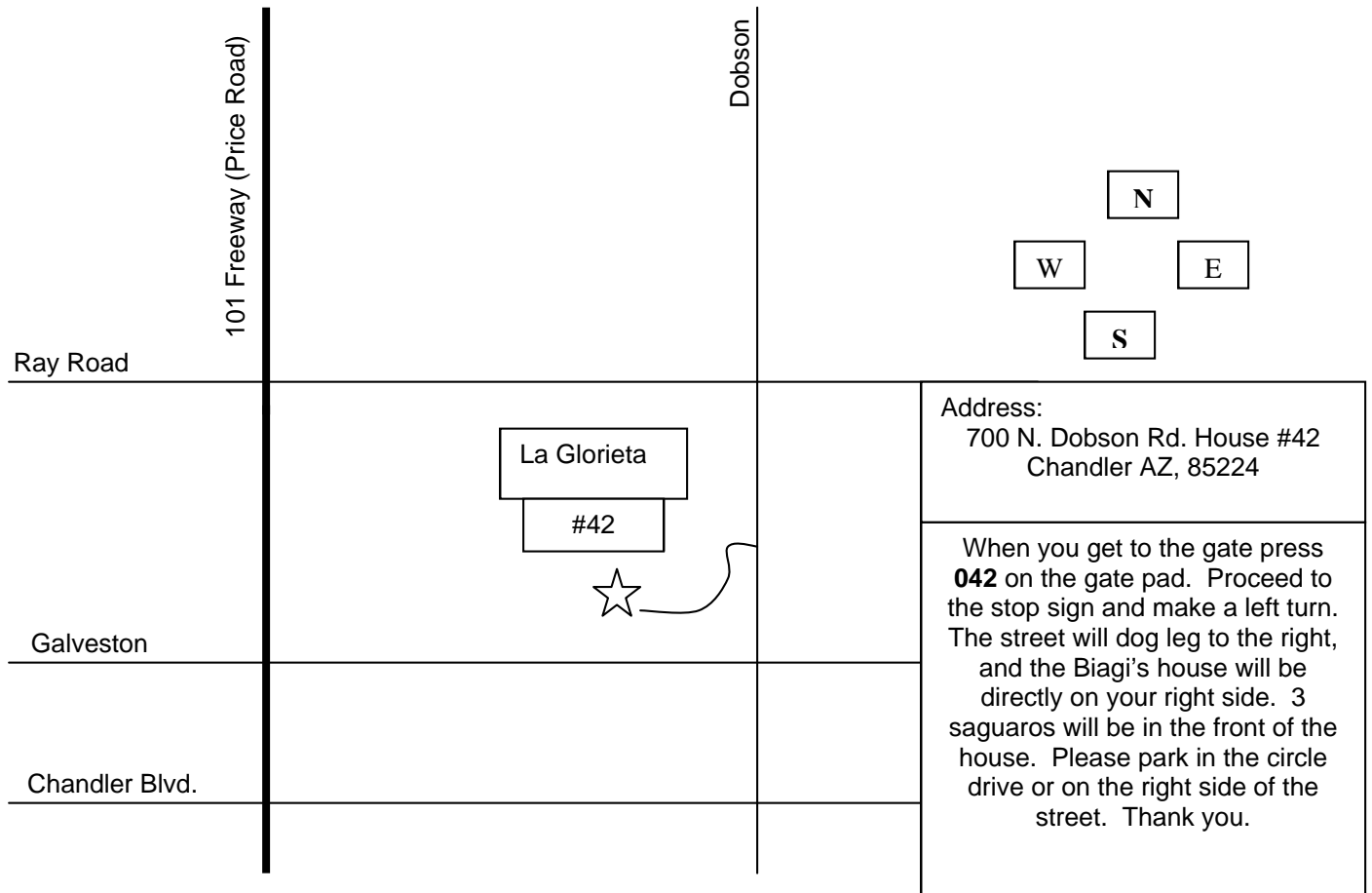
We will be needing volunteers to run the booth and backyard bass game so hope some of you can give us two or three hours.

Contact randy krecklow at  
email [randykrecklow@gmail.com](mailto:randykrecklow@gmail.com)



Come and join the fun

# Map To Terry Biagi's Home



**Chandler Rod and Gun Club**

**Calendar of Events for 2009-2010**

The Chandler Rod and Gun Club host numerous events and supports many opportunities for club members and for the public. Members are always invited to participate or to assist with any of our events. General club meetings/seminars are held on the second Wednesday of each month at the Chandler Community Center at 7:00 PM. For more information on any of these events, please visit the web site calendar at <http://www.chandlerrodandgunclub.com/cgi-bin/crg-events/calendar.pl>.

\*\*\*RSVP denotes activities/events where club member assistance is requested for camp chores and/or to staff a booth. See the details of the event for specific contact information or call 480-829-1264 to sign up.

<b>Date</b>	<b>Event</b>	<b>RSVP</b>
<b>MAY</b>		
8 <sup>th</sup>	Payson Wildlife Fair and Fishing Fest	
12 <sup>th</sup>	General Meeting	
<b>JUNE</b>		
5 <sup>th</sup>	Blue Gill Bonanza	
9 <sup>th</sup>	General Meeting	
<b>JULY</b>		
14 <sup>th</sup>	General Meeting	
17 <sup>th</sup>	3-D Archery Tournament in Payson	
<b>AUGUST</b>		
11 <sup>th</sup>	General Meeting	

**CRG Officers**

David Hoyle  
**President** @ david\_hoyle\_az@msn.com

Levi Krecklow  
**Vice President** @ longhorns\_117@hotmail.com

Jim Lancaster  
**Secretary** @ j.lancaster@yahoo.com

Randy Krecklow  
**Treasurer** @ randykrecklow@gmail.com

**Chief Hunter Instructor** – David Hoyle @  
david\_hoyle\_az@msn.com

**Membership Director** – Todd Krecklow @  
todd.krecklow@cox.net

**Newsletter Editor** – Karen Rhoades  
CRGEditor@msn.com

This document was created with Win2PDF available at <http://www.win2pdf.com>.  
The unregistered version of Win2PDF is for evaluation or non-commercial use only.  
This page will not be added after purchasing Win2PDF.